



Arizona Empowerment Scholarship Account (ESA) Program

**Fiscal Year 2024 Quarter 2 Report to
Arizona State Board of Education**



ARIZONA DEPARTMENT OF EDUCATION

We are a service organization committed to raising academic outcomes and empowering parents.

Arizona Department of Education

Superintendent **Tom Horne**

Deputy Superintendent **Margaret Dugan**

Empowerment Scholarship Account Program

Executive Director **John Ward**

Deputy Director **Christine Sbarcea**

Enrollment Manager **Ricca Sanchez**

Purchase Review Manager **Ron Bellus**

Call Center Manager **Laura Aguirre**

Contact Information

Arizona Department of Education

ESA Department

1535 W. Jefferson Street

Phoenix, AZ 85007

602-364-1969

www.azed.gov/esa

esacallcenter@azed.gov



April 23, 2024

Dr. Daniel Corr, President
Arizona State Board of Education

Transmitted herewith is the Fiscal Year 2024 Quarter 2 report of the Arizona Department of Education, Empowerment Scholarship Account program, conducted pursuant to Title 7, Chapter 2 Article 15 of the Arizona Administrative Code.

Sincerely,

John Ward
ESA Executive Director
Arizona Department of Education

Table of Contents

Introduction	1
Section 1: Students in the ESA Program	1
Section 2: Annual Award Amounts.....	4
Section 3: ESA Applications.....	4
Section 4: ESA Application Processing.....	5
Section 5: Parent Engagement and Feedback.....	7
Section 6: Private Financial Management Firm	8
Section 7: Appeals	10
Section 8: Audits.....	11
Section 9: Service Outages	12
Section 10: MCC Codes	12
Section 11: Purchase Review of Orders Submitted for Reimbursements.....	13
Section 12: Help Desk Tickets.....	14
Section 13: Contracts	15
Section 14: Allowable and Unallowable List.....	16
Section 15: ESA Annual Award Amounts	16
Board Requests.....	17
ESA Feedback Process.....	17
<u>Appendix A</u>.....	18
<u>Appendix B</u>	24

Introduction

In accordance with the Arizona Administrative Code’s Article 15 Empowerment Scholarship Accounts, Rule 7-2-1503 (5) and (6), the Arizona Department of Education’s Empowerment Scholarship Account program presents this quarterly report to the Arizona State Board of Education (SBE). This report reflects data and information from Quarter 2 (October 1, 2023, to December 31, 2023), of fiscal year 2024. The following data is presented in the order of sequence in R7-2-1503.

Section 1: Students in the ESA Program

R7-2-1503(5)(a)

Table 1: Number of students by eligibility category

Eligibility Application Type	Count
Ward of the Court—planned adoption	65
Parent is legally blind/deaf/hard of hearing	67
Previously in ESA program	239
Attending D- or F-rated school	384
Residing on a Native American reservation	409
Ward of the Court—adopted	534
Preschool—disability	834
Military—parent is active duty or killed in the line of duty	1,130
Sibling of an ESA student	2,564
K-12—Disability	11,266
K-12—Universal	54,028
Total	71,520

(The associated list of school districts can be found in [Appendix A](#))

Figure 1: Number of students by grade level

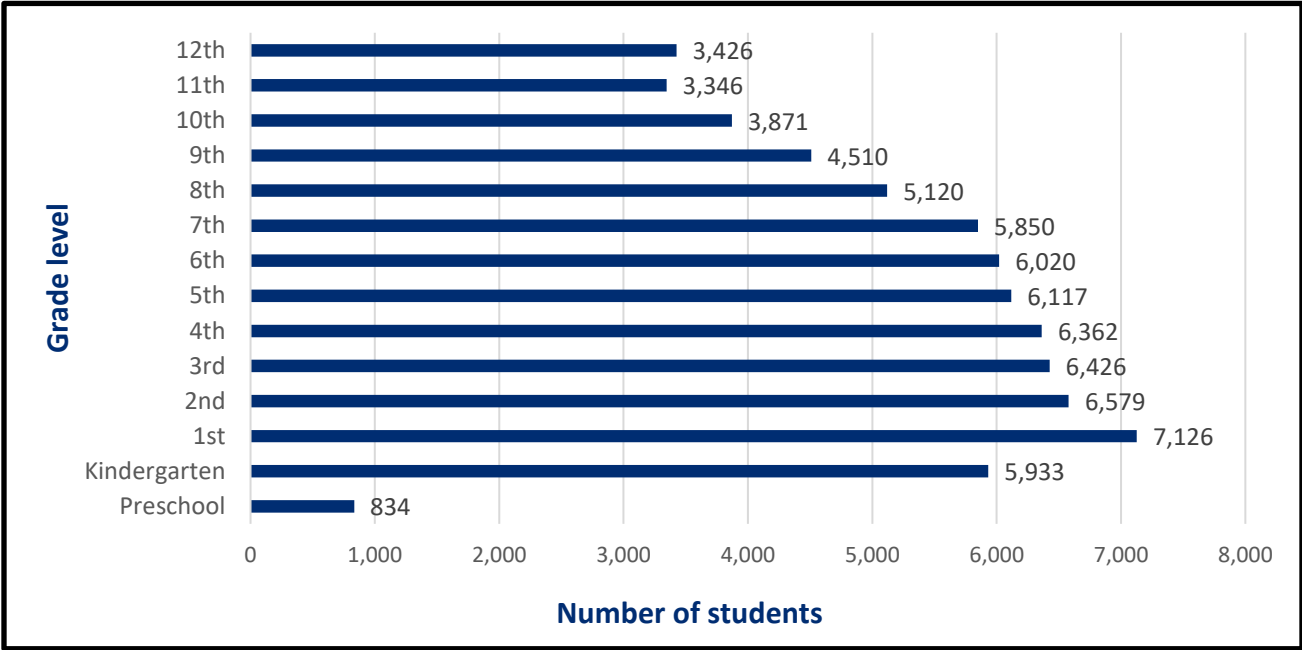


Figure 2: Number of students with a disability by grade level

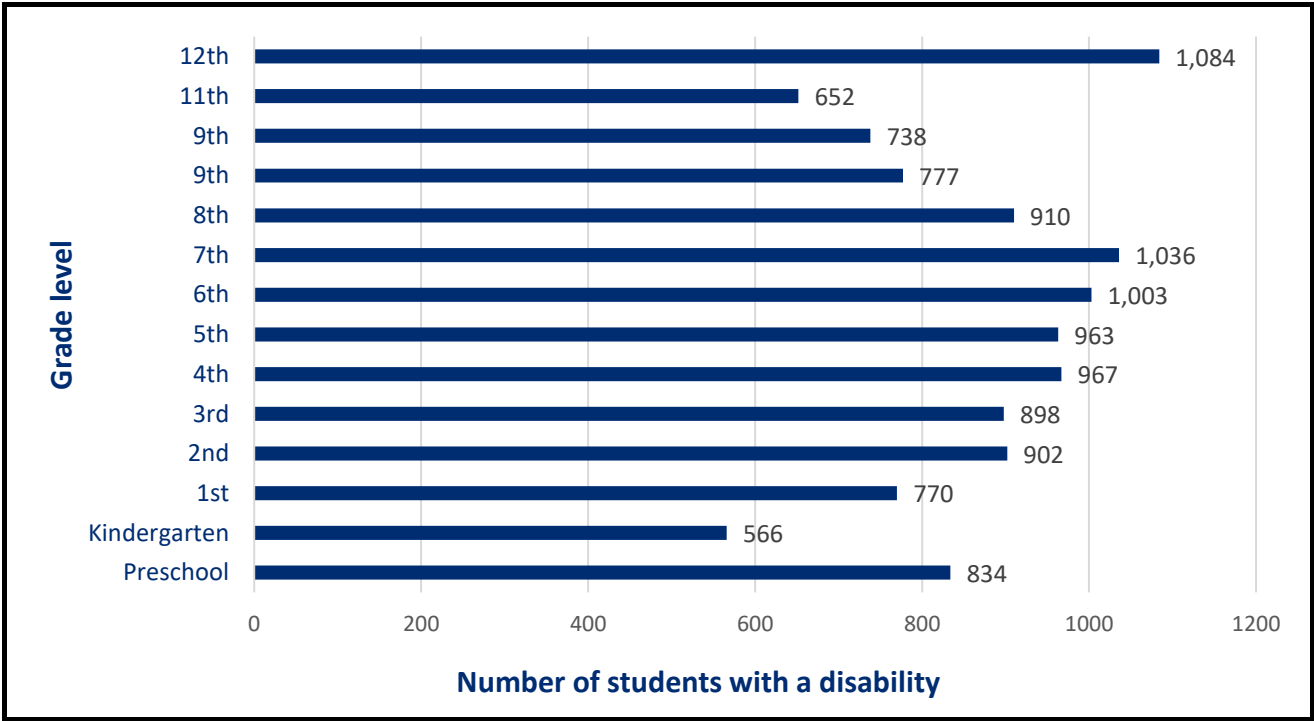


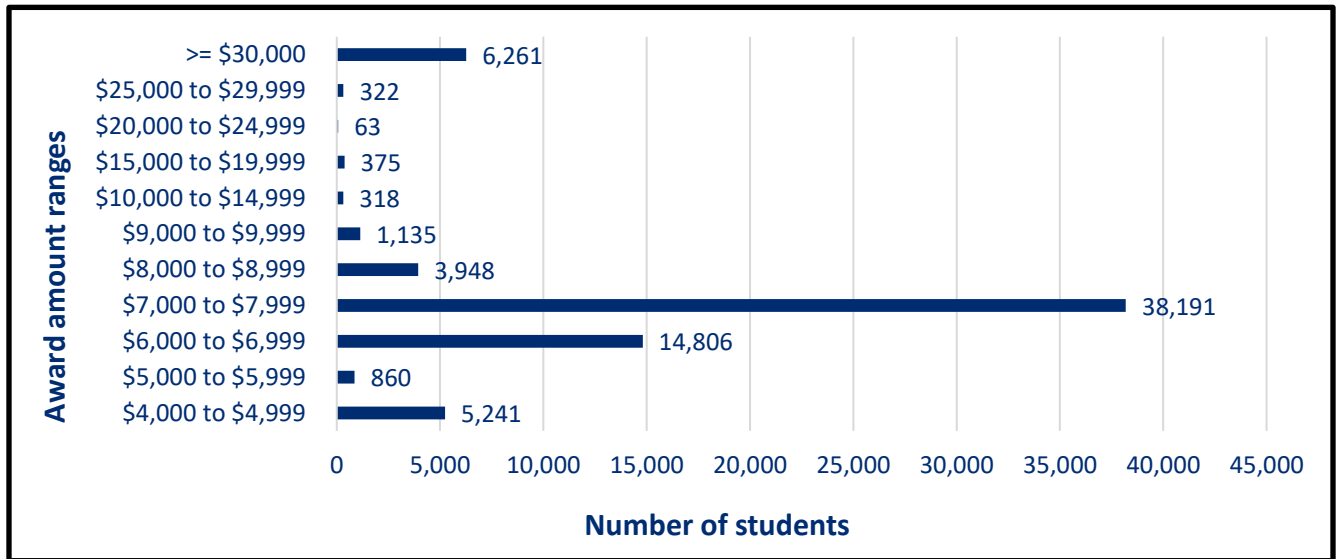
Table 2: The number of students by disability category

Disability Type		Count
504 Plan	504 Plan – Rehabilitation act of 1973	772
A-R	Autism – Resource Room	4,439
A-SC	Autism – Self Contained Classroom	1,783
DD	Developmental Delay	665
ED	Emotional Disturbance	130
ED-P	Emotional Disability-Separate facility/Private Placement	46
HI	Hearing Impairment	117
MD-R	Multiple Disabilities – Resource Room	102
MD-SC	Multiple Disabilities – Self Contained Classroom	70
MD-SSI	Multiple Disabilities – Severe Sensory Impairment	119
MiID	Mild Intellectual Disability	104
MoID	Moderate Intellectual Disability	134
OHI	Other Health Impairment	802
OI-R	Orthopedic Impairment – Resource	65
OI-SC	Orthopedic Impairment – Self Contained Classroom	32
P-SD	Preschool – Severe Delay	283
SID-R	Severe Intellectual Disability – Resource	7
SID-SC	Severe Intellectual Disability – Self Contained Classroom	21
SLD	Specific Learning Disability	1,156
SLI	Speech or Language Impairment	1,154
TBI	Traumatic Brain Injury	7
VI	Visual Impairment	92
Total		12,100

Section 2: Annual Award Amounts

R7-2-1503(5)(b)

Figure 3: Number of students by award amount ranges



(The number of students by award amounts can be found in [Appendix B](#))

Section 3: ESA Applications

R7-2-1503(5)(c)

Table 3: Applications received, approved, or denied in Quarter 2

Application status	Number of applications
Received	4,848
Approved	3,964
Denied	50

Note: The number of applications received does not equal the sum of the applications approved and denied because some applications that we received were incomplete at the end of Quarter 2, but applicants still were within the timeframe to provide information to complete their applications. Additionally, some of the applications we received in Quarter 2 were incomplete and applicants never provided additional documents in the 30-day timeframe required by the ESA program to complete their applications, resulting in the applications being closed. These applications are not captured in either the approved or denied status categories. Lastly, some applicants submitted duplicate applications, which required ESA staff to disregard one of the duplicated applications. These duplicated applications were not captured by either the approved or denied statuses.

Table 4: Number of ESA applications denied by reason

Denial Reason	Number
45 days in a public school requirement not met	12
Did not meet hours of attendance for Arizona Online Instruction: 4 th -6 th grade	1
Did not meet hours of attendance for Arizona Online Instruction: High School	5
Incoming kindergartener is not assigned to D- or F-rated school	1
Student received a non-qualifying School Tuition Organization (STO) scholarship	1
Not a previous ESA recipient	4
Not attending a D- or F-rated school	13
Does not meet age requirement for kindergarten	1
Does not meet age requirement for Pre-K with disability	1
Sibling is not current or previous ESA recipient	9
Student has graduated 12th grade	2
Total	50

Section 4: ESA Application Processing

R7-2-1503(5)(d)

Table 5: Applications processed by ESA program within 30 days of receipt

Number of applications processed within 30 days	Percent of applications processed in 30 days	Average number of days to process applications	Number of administratively incomplete applications
4,848 applications	100 percent	17 days	1,725 applications ¹

¹ This represents the number of unique ESA applications that were submitted by ESA applicants in an incomplete manner that did not allow ESA staff to complete review of the ESA applications upon initial or subsequent application submissions. Ultimately, these applications never submitted complete documentation and their ESA applications were closed with no action taken.

Table 6: Number of administratively incomplete applications by reason

Reason	Number
Proof of residence required but not submitted	547
Unique reason not captured by other typical incomplete reasons	366
Birth certificate is not a color copy or does not include the full document	294
Proof of residence with applicant's name required but not submitted	186
Draft or unsigned Individualized Education Program (IEP) or Multidisciplinary Education Team (MET)	117
Proof of residency is older than 60 days	115
Proof of residency does not match the address on application	67
MET/IEP/504/IEE required but not submitted	61
Applicant not listed as parent on birth certificate	55
Secondary proof of residency required	51
Birth certificate is blurry or corrupted or illegible	39
Copy of qualified examiner's license was not submitted	39
Proof of court-issued legal guardianship required but not submitted	39
Student birth certificate not submitted	34
IEP is expired	33
Proof of shared residency required but not submitted	28
Proof of residency documentation submitted is unacceptable	25
Proof of residency is blurry or corrupted or illegible	21
Supporting Independent Education Evaluation (IEE) documentation required but not submitted	13
Independent Education Evaluation (IEE) not completed by a qualified examiner	11
Proof of adoption or plan to adopt required but not submitted	10
Applicant name does not match submitted supporting documentation	7
Proof of previous qualifying Student Tuition Organization (STO) scholarship not provided	7
Proof of residency has no address listed	6
Could not verify that address is on Native American Reservation	5
Supporting Military documentation required but not submitted	5
Foreign birth certificate not translated to English	5
Student's name on the application does not match the documentation provided	5
Supporting documentation submitted in unallowable formats, such as MS Word, rather than in .jpeg or .pdf formats	3

504 Plan is not current	2
Stepparent applied as account holder but lacks guardianship	2
Supporting disability documentation is incomplete	1
MET is expired	1
Total	2,200²

Section 5: Parent Engagement and Feedback

R7-2-1503(5)(e)

Table 7: Parent feedback and Department response

Parent feedback	Department response
Delay in the process of reimbursements	The ESA Purchase Review team tracks and monitors turnaround times for reimbursement approvals. Our goal is to efficiently review and approve orders in a timely manner. Additionally, the team is exploring various strategies to address any delays in the approval process.
The processing time for purchases made through ClassWallet is currently experiencing a delay beyond the normal timeframe	The ESA team is actively monitoring and tracking order review times and strives to review orders as quickly as possible. Due to varying purchase volumes, there is not a normal timeframe for order reviews, as volume growth is the primary driving factor of review times. In response to this challenge, the ESA program has been collaborating with ClassWallet, starting in Quarter 1 of fiscal year 2024, to implement automation processes intended to enhance the efficiency of purchase approvals.
Debit cards requests	As of February 8, 2023, the Department has placed a hold on the issuance of pre-paid debit cards, until further notice.
Delay in processing HelpDesk tickets	Helpdesk tickets are assigned and answered daily by ESA staff, with a commitment to providing prompt responses. Each ticket will be addressed by the team most qualified to provide assistance with the specific

² The total number of incomplete reasons the ESA program assigned to ESA applications it received in Quarter 2 is greater than the number of administratively incomplete applications in Table 5 because some ESA applications were identified as incomplete over multiple submissions by applicants.

	question or concern.
Regular communication is not being received	Currently, communication with the entire ESA account holder community occurs only when key changes have been made within the program or key updates are required to be communicated to ESA account holders.
Long wait times for phone assistance	Our team empathizes with account holders regarding hold times. To address this issue, the Department offers a call back feature as an alternative to waiting on hold. Additionally, our team is actively in the process of hiring more staff to better serve the high volume of calls.
Website issues when uploading documentation when applying	The ESA portal supports the following file formats: .jpg, .png, .gif, .doc, .docx, and .pdf. When uploading multiple files, ensure that the total size does not exceed 50 MB to avoid encountering an error.
The process for updating eligibility is experiencing a significant delay	In accordance with state law, the ESA program must review completed applications within a 30-day timeframe. All completed applications have met this deadline successfully. Updates to students' eligibility categories are processed based on the order of submission.

Section 6: Private Financial Management Firm

R7-2-1503(5)(f)

ClassWallet is the financial solutions vendor for Arizona’s ESA program.

Table 8: Number of ESA account utilizing ClassWallet by eligibility category

Eligibility category	Number of accounts
Ward of the Court—planned adoption	65
Parent is legally blind/deaf/hard of hearing	67
Previously in ESA program	239
Attending D- or F-rated school	384
Residing on a Native American reservation	409
Ward of the Court—adopted	534

Preschool—disability	834
Military—parent is active duty or killed in the line of duty	1,130
Sibling of an ESA student	2,564
K-12—Disability	11,266
K-12—Universal	54,028
Total	71,520

Table 9: Number of providers and vendors on the ClassWallet platform

ClassWallet vendors as of December 31, 2023
5,612

Communications and training provided to parents on the ESA website

- **ClassWallet Resources and Tutorials**
<https://www.azed.gov/esa/classwallet>
- **ESA Parent Handbook**
<https://www.azed.gov/esa/parent-handbook>

Table 10: Concerns form Parent to Department, Treasury, and ClassWallet and agency and vendor responses

Arizona Department of Education	
Concern	Department response
Orders submitted through ClassWallet for Amazon are cancelled by Amazon shortly after being approved	In these instances, Account Holders are instructed to re-order the canceled item and contact the ESA Call Center to expedite their re-submitted order so as to not delay the submission of the order any longer.
Orders submitted through ClassWallet Marketplace, Direct Pay, and Reimbursements are taking longer than ninety days to be reviewed	The purchase Review team is working as efficiently as possible to review purchases for allowability. Over the last few quarters, the ESA program and ClassWallet have been working together closely to

	develop and implement key process improvements over purchase reviews and approvals.
Delayed payments to vendors and requests for access to the prepaid debit card	As of February 8, 2023, the Department has placed a hold on the issuance of pre-paid debit cards, until further notice.
Treasurer's Office	
Concern	Agency response
N/A	N/A
ClassWallet	
Concern	Vendor response
Delays in the approval of orders	It is the responsibility of the Arizona Department of Education to process orders. The ESA Program is tracking and monitoring the time to approve orders and is striving to approve them as quickly as possible.
Non-availability of debit cards	As of February 8, 2023, the Department has placed a hold on the issuance of pre-paid debit cards, until further notice.
Delays in funding disbursement to vendors	ClassWallet is dedicated to promptly and efficiently disbursing funds to vendors.

Section 7: Appeals

R7-2-1503(5)(g)

Table 11: Appeals resolved prior to a hearing

Appeal reason	Number resolved prior to hearing
Eligibility denied	8
Purchase rejected as unallowable	8
Other	1

Section 8: Audits

R7-2-1503(5)(h)

Scope of audits

All ESA applications for enrollment are reviewed by an ESA employee and an ESA special investigator audits applications on a risk basis to ensure that all eligibility information presented is valid and true.

All purchases paid with ESA funds are reviewed by one or more ESA or ClassWallet employees to ensure that purchases are allowable. Approved purchases are further audited on a random and risk basis by an ESA employee to ensure the validity of approved purchases.

Table 12: Applications audited and final status in Quarter 2

Application status	Number of applications
Approved	3,964
Denied	50
Incomplete	714 ³
Duplicate submission	120
Audited	4,848

Table 13: Marketplace, Direct Pay, Reimbursement, and Pre-paid orders reviewed, approved, or rejected by ESA staff in Quarter 2

Order status	Number of orders
Reviewed	376,629
Approved	366,531
Rejected	9,977

Note: Some rejected orders lacked adequate supporting documentation at the time that parents submitted them in Quarter 2 of fiscal year 2024 but ultimately parents provided adequate supporting documentation in Quarter 3 of fiscal year 2024.

³ This represents the number of ESA applications for which ESA applicants did not submit complete documentation by the end of Quarter 2 (December 31, 2023) and as a result, ESA staff could not approve or deny the applications. These incomplete ESA applications may have been approved or denied in Quarter 3 if the ESA applicants submitted complete documentation that allowed the ESA staff to review.

Data and narratives of audit finding outcomes from Quarter 2

See Tables 12 and 13

The ESA program is working with ClassWallet to enhance purchase review functionality. These enhancements will include line-item purchase approval or denial, which currently does not exist across all payment methods on its platform. Presently, ESA purchase review staff must approve or deny some orders in their entirety and cannot approve or deny individual items included in an order, for example those orders that are on a receipt submitted for reimbursement. When all payment methods allow for line-item approval or denial, the quarterly report following the total implementation of that functionality will include the total dollar value of items that were rejected because they were not allowable or adequate documentation was never provided.

Section 9: Service Outages

R7-2-1503(5)(i)

Table 14: Outages that cause a service delay in the ESA program

Date	Outage description
10/31/23	ESA website system was down for 3 hours

Section 10: MCC Codes

R7-2-1503(5)(j)

Table 15: MCC code expansions requests

Request source	Date	MCC	Reason	MCC Allowed Yes/No	Reason	Consider changing
HelpDesk ticket	10/14/2023	5818	Debit card rejected at online merchants: The Waldock Way and Generation Genius	No	Merchant code includes non-educational goods	Not at this time
HelpDesk ticket	11/16/2023	7991	Debit Card rejected at online merchant: Answers in Genesis	No	Merchant code is a tourist attraction that is not an educational good	Not at this time

					code	
HelpDesk ticket	11/15/2023	N/A	Debit Card Rejected at American Christian Education Bookstore	No	MCC code was not provided	No changes without additional information
Helpdesk	12/15/2023	8211	Debit Card rejected at school	No	Other issue	Not at this time

(MCC code expansions or exceptions have not been granted in Quarter 2)

Section 11: Purchase Review of Orders Submitted for Reimbursement

R7-2-1503(5)(k)

Table 16: Average number of days for reimbursement to be assigned, reviewed, and approved

Reimbursement status	Number of days
Assigned	15
Reviewed	31
Approved	31

Table 17: Number of approved and rejected reimbursements

Number of approved reimbursements	Number of rejected reimbursements	Reimbursement rejection rate
101,650	3,903	4 percent

Section 12: Help Desk Tickets

R7-2-1503(5)(l-m)

Table 18: HelpDesk tickets not responded to within 3 business days

Type of ESA HelpDesk Ticket	Number of HelpDesk tickets not responded to within 3 days	Number of HelpDesk tickets	Percent of HelpDesk tickets not responded to within 3 days
Call Center	351	430	81.6%
Enrollment	1,101	1,252	88.0%
Purchase Review	1,165	1,521	76.6%
Total	2,617	3,203	81.7%

The quantity of HelpDesk tickets prematurely closed and reopened

The ESA HelpDesk ticket system currently does not have functionality to produce reports that show which tickets were reopened after being closed.

Table 19: Quantity of escalated HelpDesk tickets by category type

Category	Number	Percentage
Enrollment	314	93%
IT related	21	6%
Purchase Review	3	1%
Total	338	100%

Average number of days to resolution

On average, HelpDesk tickets were resolved in 11 days.

Summary of resolutions

This requirement was first applicable in Quarter 3 of fiscal year 2023. The ESA program will work with the State Board of Education (SBE) to clarify what information SBE is seeking for this reporting requirement.

Section 13: Contracts

R7-2-1503(5)(n)(i-vi)

Updates on the bidding process for all eligible Department contracts

State Treasurer's contract with private financial management firm

The State Treasurer's office initiated a Request for Proposal on March 27, 2023. The contract was awarded to ClassWallet on August 1, 2023 and signed on March 7, 2024 by all parties. It takes effect July 12, 2024.

Conducting or contracting for annual audits

The ESA program's current practice is that every item purchased with ESA funds is reviewed by an ESA or ClassWallet employee. All purchases that are rejected by a Purchase Review Specialist because they are determined to be unallowable are then reviewed by a second ESA employee, which often includes a supervisor, to evaluate whether the purchase is in fact unallowable.

For purchases that are approved by a Purchase Review Specialist as allowable, they are subject to random reviews by a Purchase Review Lead Specialist, who audits whether the purchase was correctly approved.

As a result of all purchases being reviewed by 1 or more ESA employees, every purchase is audited for appropriateness.

Conducting or contracting for random, quarterly, and annual audits

See response above

Contracting with an independent third party for the purposes of determining whether a qualified student is eligible to receive educational therapies

In fiscal year 2023, Quarter 4, the Department of Education posted a Request for Proposal (RFP) on May 19, 2023 to solicit proposals from bidders to conduct independent third-party evaluations of qualified students to determine eligibility to receive educational therapies or services pursuant to A.R.S. §15-2403(J)(B)(4)(c).

However, the Department cancelled the RFP on August 15, 2023 in the best interest of the State, because it was determined by statute that the contract must be competitively awarded to a single contractor. The RFP posted on May 19, 2023, allowed for multiple contractors to be awarded contracts, which necessitated its cancellation.

The Department of Education intends to develop an RFP to address this statutory requirement.

Contracting with a third-party to operate the call center

This portion of the Quarterly report is not applicable because the Department of Education currently has a dedicated ESA call center and does not contract with a third-party call center.

Any other eligible Department contracts pertaining to ESA

Not applicable.

Section 14: Allowable and Unallowable List

R7-2-1503(5)(o)

The most recent allowable and unallowable lists were posted on March 17, 2023. The lists were revised by the Department to align with state statute and to also provide clarity and direction for account holders.

Allowable List:

<https://www.azed.gov/sites/default/files/2023/03/Allowable-List-Published-04-23-2024.pdf>

Unallowable List:

<https://www.azed.gov/sites/default/files/2023/03/Published-Disallowable-List-2023-03-17.pdf>

Section 15: ESA Annual Award Amounts

R7-2-1503(5)(p)

Table 20: Approximations of the most common award amount

Average	\$9,769
Median	\$7,409

ESA annual award amounts are determined by calculating 90 percent of the amount a student would have received in state funding had the student attended his or her school district of

residence. Annual ESA awards are based on 7 funding variables in the following formula:

((Support Level Weight + Group B Weight + ELL and MOWR Assistance Weight) X Base Amount X TEI X Grade Level Multiplier) + Charter Additional Assistance

1. **Support Level**—additional per student funding for some students based on grade level and size of school district
2. **Group B**—additional funding for students with disabilities
3. **English Language Learners (ELL) and/or K-3 reading (MOWR program) funding**—additional per student funding authorized by state law for English Language Learners and for students in grades K-3 to ensure that students’ reading levels are appropriate before moving to grade 4 (Move On When Reading or MOWR)
4. **Base Amount**—per student funding amount authorized by state law
5. **Teacher Experience Index (TEI)**—additional funding for some school districts that have a higher average level of teacher experience than the state average
6. **Grade Level Multiplier**—funding multiplier of the Base Amount depending on whether students are in preschool or kindergarten (.5 multiplier) or in grades 1-12 (1.0 multiplier)
7. **Charter Additional Assistance**—additional funding per student authorized by state law

Board Requests

R7-2-1503(5)(q)

Not applicable

ESA Feedback Process

R7-2-1503(6)

The Department collects parent input and feedback regarding the ESA Program through an online form. The online form (link) may be submitted to parents through different channels of communication including but not limited to emails and through the ESA portal.

Appendix A
ESA students' school districts of residence

4289	Agua Fria Union High School District	397
4249	Aguila Elementary School District	1
4409	Ajo Unified School District	18
4280	Alhambra Elementary School District	202
4418	Altar Valley Elementary School District	49
4406	Amphitheater Unified School District	1,358
4506	Antelope Union High School District	23
4178	Apache Elementary School District	6
4443	Apache Junction Unified School District	402
4274	Arlington Elementary School District	8
4187	Ash Creek Elementary School District	25
4471	Ash Fork Joint Unified School District	19
4272	Avondale Elementary School District	501
4412	Baboquivari Unified School District #40	5
4468	Bagdad Unified School District	33
4268	Balsz Elementary School District	103
4481	Beaver Creek Elementary School District	60
79226	Benson Unified School District	98
4515	Bicentennial Union High School District	10
4169	Bisbee Unified School District	34
4231	Blue Elementary School District	2
4397	Blue Ridge Unified School District No. 32	194
4224	Bonita Elementary School District	2
4513	Bouse Elementary School District	1
4171	Bowie Unified School District	1
4269	Buckeye Elementary School District	429
4284	Buckeye Union High School District	188
4378	Bullhead City School District	88
4470	Camp Verde Unified School District	199
4484	Canon Elementary School District	16
4282	Cartwright Elementary School District	339
4446	Casa Grande Elementary School District	676
4453	Casa Grande Union High School District	148
4410	Catalina Foothills Unified School District	412

Appendix A
ESA students' school districts of residence

4244	Cave Creek Unified School District	978
4395	Cedar Unified School District	1
4242	Chandler Unified School District #80	3,155
4158	Chinle Unified School District	10
4474	Chino Valley Unified School District	371
4486	Clarkdale-Jerome Elementary School District	48
4177	Cochise Elementary School District	2
4370	Colorado City Unified School District	412
4381	Colorado River Union High School District	31
4160	Concho Elementary School District	62
4479	Congress Elementary School District	13
4416	Continental Elementary School District	76
4442	Coolidge Unified School District	361
4487	Cottonwood-Oak Creek Elementary School District	229
4501	Crane Elementary School District	422
4263	Creighton Elementary School District	438
4246	Deer Valley Unified School District	3,839
4179	Double Adobe Elementary School District	5
4174	Douglas Unified School District	89
4228	Duncan Unified School District	8
4243	Dysart Unified School District	2,130
4185	Elfrida Elementary School District	8
4448	Eloy Elementary School District	28
4192	Flagstaff Unified School District	931
4437	Florence Unified School District	1,274
4405	Flowing Wells Unified School District	162
4167	Fort Huachuca Accommodation District	98
4221	Fort Thomas Unified School District	62
4247	Fountain Hills Unified School District	151
4273	Fowler Elementary School District	147
4195	Fredonia-Moccasin Unified School District	36
4505	Gadsden Elementary School District	15
4157	Ganado Unified School District	34
4238	Gila Bend Unified School District	6

Appendix A
ESA students' school districts of residence

4239	Gilbert Unified School District	2,720
4271	Glendale Elementary School District	450
4285	Glendale Union High School District	459
4208	Globe Unified School District	53
4194	Grand Canyon Unified School District	8
4371	Hackberry School District	8
4212	Hayden-Winkelman Unified School District	3
4392	Heber-Overgaard Unified School District	28
4248	Higley Unified School District	1,517
4482	Hillside Elementary School District	3
4389	Holbrook Unified School District	33
4469	Humboldt Unified School District	861
4259	Isaac Elementary School District	91
4445	J O Combs Unified School District	776
4388	Joseph City Unified School District	32
4396	Kayenta Unified School District #27	11
79598	Kingman Unified School District	675
4480	Kirkland Elementary School District	7
4267	Kyrene Elementary School District	1,325
4368	Lake Havasu Unified School District	480
4276	Laveen Elementary School District	407
4266	Liberty Elementary School District	476
4281	Litchfield Elementary School District	1,358
4374	Littlefield Unified School District	13
4278	Littleton Elementary School District	362
4270	Madison Elementary School District	785
4199	Maine Consolidated School District	23
4439	Mammoth-San Manuel Unified School District	33
4404	Marana Unified School District	1,398
4441	Maricopa Unified School District	943
4435	Mary C O'Brien Accommodation District	3
4473	Mayer Unified School District	69
4163	McNary Elementary School District	13
4181	McNeal Elementary School District	7

Appendix A
ESA students' school districts of residence

4235	Mesa Unified School District	3,849
4211	Miami Unified School District	12
4488	Mingus Union High School District	50
4379	Mohave Valley Elementary School District	112
4503	Mohawk Valley Elementary School District	16
4230	Morenci Unified School District	15
4251	Morristown Elementary School District	29
4265	Murphy Elementary School District	36
4176	Naco Elementary School District	4
4252	Nadaburg Unified School District	210
4457	Nogales Unified School District	275
4444	Oracle Elementary School District	39
4262	Osborn Elementary School District	210
4373	Owens School District No.6	11
4196	Page Unified School District #8	44
4275	Palo Verde Elementary School District	50
4180	Palominas Elementary School District 49	167
4241	Paradise Valley Unified School District	3,021
4510	Parker Unified School District	61
4460	Patagonia Elementary School District	9
4462	Patagonia Union High School District	15
4209	Payson Unified School District	265
4369	Peach Springs Unified School District	2
4186	Pearce Elementary School District	15
4283	Pendergast Elementary School District	415
4237	Peoria Unified School District	2,736
4256	Phoenix Elementary School District	238
4286	Phoenix Union High School District	1,137
4452	Picacho Elementary School District	6
4220	Pima Unified School District	38
4214	Pine Strawberry Elementary School District	21
4390	Pinon Unified School District	5
4188	Pomerene Elementary School District	5
4466	Prescott Unified School District	737

Appendix A
ESA students' school districts of residence

4511	Quartzsite Elementary School District	19
4245	Queen Creek Unified School District	1,474
4438	Ray Unified School District	29
4159	Red Mesa Unified School District	15
4447	Red Rock Elementary School District	55
4257	Riverside Elementary School District	25
4279	Roosevelt Elementary School District	866
4155	Round Valley Unified School District	136
4449	Sacaton Elementary School District	3
4254	Saddle Mountain Unified School District	299
4218	Safford Unified School District	126
4411	Sahuarita Unified School District	682
4514	Salome Consolidated Elementary School District	5
4210	San Carlos Unified School District	142
4172	San Simon Unified School District	11
4156	Sanders Unified School District	23
4459	Santa Cruz Elementary School District	24
4458	Santa Cruz Valley Unified School District	133
4454	Santa Cruz Valley Union High School District	8
4240	Scottsdale Unified School District	3,682
4467	Sedona-Oak Creek JUSD #9	139
4472	Seligman Unified School District	12
4393	Show Low Unified School District	349
4175	Sierra Vista Unified School District	727
4478	Skull Valley Elementary School District	9
4391	Snowflake Unified School District	309
4222	Solomon Elementary School District	29
4500	Somerton Elementary School District	61
4461	Sonoita Elementary School District	42
4173	St David Unified School District	37
4153	St Johns Unified School District	61
4451	Stanfield Elementary School District	53
4407	Sunnyside Unified School District	478
4440	Superior Unified School District	16

Appendix A
ESA students' school districts of residence

4408	Tanque Verde Unified School District	186
4258	Tempe School District	600
4287	Tempe Union High School District	528
4219	Thatcher Unified School District	89
4264	Tolleson Elementary School District	69
4288	Tolleson Union High School District	215
4450	Toltec School District	110
4168	Tombstone Unified School District	76
4215	Tonto Basin Elementary School District	8
4376	Topock Elementary School District	8
4197	Tuba City Unified School District #15	11
4403	Tucson Unified School District	3,693
4277	Union Elementary School District	91
4413	Vail Unified School District	803
4380	Valentine Elementary School District	3
4190	Valley Union High School District	10
4162	Vernon Elementary School District	37
4260	Washington Elementary School District	1,457
4504	Wellton Elementary School District	35
4394	Whiteriver Unified School District	111
4236	Wickenburg Unified School District	235
4170	Willcox Unified School District	66
4193	Williams Unified School District	68
4261	Wilson Elementary School District	8
4154	Window Rock Unified School District	186
4387	Winslow Unified School District	65
4485	Yarnell Elementary School District	11
4213	Young Elementary School District	38
4377	Yucca Elementary School District	14
4499	Yuma Elementary School District	1,242
4507	Yuma Union High School District	404
Total		71,520

Appendix B

Award amount frequency for ESA students

Award amount	Application count
\$4,626	1934
\$4,628	203
\$4,629	10
\$4,630	4
\$4,632	27
\$4,633	42
\$4,636	326
\$4,638	199
\$4,639	214
\$4,641	293
\$4,644	81
\$4,648	27
\$4,649	24
\$4,650	89
\$4,658	78
\$4,660	114
\$4,661	202
\$4,666	80
\$4,674	5
\$4,675	262
\$4,678	229
\$4,682	24
\$4,683	183
\$4,685	118
\$4,688	1
\$4,694	225
\$4,698	21
\$4,700	37
\$4,703	8
\$4,704	5
\$4,714	1
\$4,723	5

\$4,730	12
\$4,732	31
\$4,740	9
\$4,753	3
\$4,754	22
\$4,755	14
\$4,782	16
\$4,873	1
\$4,882	1
\$4,907	4
\$4,918	1
\$4,943	6
\$4,945	7
\$4,959	7
\$4,987	27
\$4,999	9
\$5,003	2
\$5,013	7
\$5,014	3
\$5,016	6
\$5,037	2
\$5,042	2
\$5,044	5
\$5,051	7
\$5,062	3
\$5,065	4
\$5,088	2
\$5,091	2
\$5,095	2
\$5,097	1
\$5,107	1
\$5,111	1
\$5,113	1
\$5,116	3

\$5,123	3
\$5,128	8
\$5,140	1
\$5,147	2
\$5,150	2
\$5,151	1
\$5,153	1
\$5,154	3
\$5,158	1
\$5,159	1
\$5,164	5
\$5,196	4
\$5,216	1
\$5,221	1
\$5,240	3
\$5,247	1
\$5,253	3
\$5,259	4
\$5,269	2
\$5,272	80
\$5,274	11
\$5,279	1
\$5,280	3
\$5,283	1
\$5,284	15
\$5,287	6
\$5,288	9
\$5,290	20
\$5,294	1
\$5,299	1
\$5,300	2
\$5,301	3
\$5,302	6
\$5,311	2

Appendix B

Award amount frequency for ESA students

\$5,314	8
\$5,315	12
\$5,321	8
\$5,332	16
\$5,336	5
\$5,341	10
\$5,345	5
\$5,356	9
\$5,360	1
\$5,363	2
\$5,379	1
\$5,400	1
\$5,402	1
\$5,425	2
\$5,430	1
\$5,447	2
\$5,450	3
\$5,464	1
\$5,513	4
\$5,570	1
\$5,615	5
\$5,633	1
\$5,658	2
\$5,677	1
\$5,690	1
\$5,697	158
\$5,699	20
\$5,705	2
\$5,706	2
\$5,710	27
\$5,713	23
\$5,714	18
\$5,717	50
\$5,722	4

\$5,727	1
\$5,728	1
\$5,729	5
\$5,730	1
\$5,740	17
\$5,744	17
\$5,745	24
\$5,752	6
\$5,764	29
\$5,769	13
\$5,773	3
\$5,774	2
\$5,775	16
\$5,779	14
\$5,791	29
\$5,799	1
\$5,803	1
\$5,807	3
\$5,841	1
\$5,874	3
\$5,905	1
\$5,913	1
\$5,945	1
\$5,967	1
\$6,966	8903
\$6,969	713
\$6,971	54
\$6,973	26
\$6,977	127
\$6,978	229
\$6,984	1269
\$6,988	895
\$6,989	973
\$6,992	1180

\$6,999	437
\$7,006	160
\$7,008	167
\$7,009	325
\$7,010	126
\$7,011	7
\$7,024	485
\$7,029	487
\$7,031	856
\$7,040	335
\$7,054	23
\$7,055	930
\$7,056	119
\$7,062	1335
\$7,068	169
\$7,070	1199
\$7,075	587
\$7,079	3
\$7,088	5
\$7,091	1054
\$7,098	84
\$7,103	114
\$7,108	77
\$7,109	74
\$7,128	5
\$7,144	24
\$7,158	42
\$7,161	122
\$7,189	33
\$7,201	86
\$7,202	75
\$7,220	20
\$7,253	52
\$7,409	6296

Appendix B

Award amount frequency for ESA students

\$7,411	549
\$7,414	41
\$7,416	24
\$7,420	79
\$7,421	181
\$7,428	890
\$7,433	647
\$7,434	665
\$7,437	942
\$7,444	301
\$7,451	70
\$7,454	113
\$7,455	206
\$7,457	99
\$7,458	3
\$7,472	294
\$7,475	13
\$7,477	358
\$7,479	669
\$7,488	248
\$7,494	3
\$7,499	1
\$7,500	2
\$7,504	19
\$7,505	698
\$7,506	86
\$7,512	905
\$7,513	1
\$7,519	93
\$7,521	731
\$7,527	438
\$7,541	3
\$7,544	731
\$7,552	62

\$7,556	1
\$7,557	124
\$7,562	49
\$7,563	44
\$7,573	3
\$7,580	3
\$7,584	3
\$7,587	3
\$7,594	1
\$7,600	34
\$7,601	16
\$7,603	23
\$7,617	38
\$7,620	82
\$7,631	27
\$7,635	26
\$7,663	12
\$7,664	93
\$7,665	44
\$7,687	134
\$7,689	2
\$7,708	2
\$7,712	47
\$7,719	21
\$7,720	53
\$7,735	3
\$7,739	44
\$7,741	10
\$7,745	23
\$7,758	2115
\$7,761	295
\$7,769	46
\$7,771	159
\$7,777	783

\$7,780	2
\$7,782	190
\$7,783	680
\$7,787	476
\$7,794	189
\$7,798	14
\$7,801	118
\$7,802	15
\$7,804	69
\$7,805	242
\$7,809	2
\$7,818	150
\$7,821	331
\$7,826	280
\$7,829	386
\$7,838	97
\$7,853	379
\$7,856	444
\$7,862	657
\$7,866	30
\$7,870	21
\$7,871	1140
\$7,879	26
\$7,881	4
\$7,892	2
\$7,895	534
\$7,902	2
\$7,907	62
\$7,914	44
\$7,916	37
\$7,917	9
\$7,921	125
\$7,935	2
\$7,939	14

Appendix B

Award amount frequency for ESA students

\$7,945	1
\$7,948	2
\$7,956	1
\$7,957	10
\$7,960	12
\$7,964	2
\$7,967	2
\$7,970	39
\$7,971	959
\$7,990	5
\$7,993	7
\$7,998	2
\$8,000	372
\$8,008	7
\$8,012	1
\$8,013	9
\$8,015	39
\$8,016	22
\$8,018	4
\$8,021	5
\$8,022	29
\$8,024	19
\$8,030	2
\$8,032	17
\$8,035	12
\$8,038	1
\$8,042	21
\$8,045	16
\$8,072	36
\$8,073	16
\$8,078	19
\$8,094	11
\$8,102	3
\$8,130	75

\$8,139	3
\$8,148	15
\$8,152	3
\$8,154	38
\$8,160	1
\$8,161	22
\$8,169	3
\$8,181	22
\$8,182	15
\$8,183	15
\$8,188	26
\$8,217	23
\$8,222	1
\$8,229	7
\$8,232	14
\$8,240	6
\$8,241	13
\$8,244	7
\$8,249	8
\$8,250	48
\$8,251	1
\$8,258	579
\$8,261	58
\$8,264	1
\$8,267	4
\$8,271	7
\$8,273	16
\$8,280	94
\$8,285	69
\$8,287	63
\$8,288	1
\$8,291	116
\$8,298	1
\$8,299	23

\$8,307	3
\$8,311	41
\$8,313	5
\$8,327	2
\$8,330	25
\$8,332	15
\$8,334	4
\$8,336	39
\$8,338	54
\$8,339	67
\$8,342	26
\$8,346	14
\$8,350	38
\$8,358	2
\$8,370	102
\$8,377	75
\$8,381	15
\$8,385	4
\$8,387	69
\$8,394	32
\$8,399	3
\$8,401	7
\$8,402	5
\$8,407	15
\$8,413	20
\$8,414	60
\$8,423	4
\$8,429	12
\$8,434	10
\$8,435	17
\$8,436	8
\$8,439	5
\$8,444	1
\$8,451	34

Appendix B

Award amount frequency for ESA students

\$8,455	16
\$8,458	14
\$8,462	1
\$8,463	2
\$8,464	8
\$8,472	13
\$8,475	10
\$8,480	2
\$8,483	2
\$8,484	9
\$8,490	6
\$8,491	2
\$8,498	2
\$8,502	2
\$8,512	2
\$8,521	2
\$8,534	7
\$8,535	12
\$8,549	18
\$8,552	4
\$8,559	6
\$8,565	6
\$8,566	5
\$8,568	2
\$8,571	9
\$8,589	3
\$8,599	11
\$8,613	3
\$8,617	4
\$8,623	3
\$8,630	4
\$8,636	4
\$8,647	33
\$8,651	3

\$8,660	39
\$8,661	16
\$8,674	9
\$8,679	23
\$8,693	27
\$8,694	6
\$8,700	329
\$8,704	35
\$8,706	3
\$8,714	3
\$8,716	10
\$8,719	5
\$8,724	63
\$8,730	27
\$8,731	35
\$8,735	65
\$8,740	31
\$8,744	9
\$8,753	12
\$8,756	13
\$8,757	11
\$8,759	6
\$8,767	7
\$8,778	26
\$8,779	22
\$8,784	12
\$8,787	41
\$8,790	6
\$8,793	3
\$8,798	18
\$8,802	1
\$8,805	5
\$8,812	17
\$8,819	2

\$8,820	37
\$8,823	5
\$8,828	33
\$8,836	4
\$8,837	1
\$8,839	29
\$8,845	1
\$8,846	19
\$8,851	1
\$8,868	58
\$8,871	1
\$8,876	10
\$8,877	1
\$8,883	5
\$8,887	1
\$8,891	1
\$8,895	2
\$8,901	4
\$8,906	1
\$8,913	4
\$8,932	15
\$8,936	3
\$8,937	1
\$8,961	3
\$8,963	3
\$8,978	2
\$8,979	3
\$8,993	5
\$8,998	8
\$9,004	5
\$9,006	4
\$9,007	1
\$9,010	1
\$9,012	2

Appendix B

Award amount frequency for ESA students

\$9,015	7
\$9,016	1
\$9,030	4
\$9,035	2
\$9,037	2
\$9,045	1
\$9,046	22
\$9,049	1
\$9,050	116
\$9,053	16
\$9,055	1
\$9,063	5
\$9,066	8
\$9,069	9
\$9,073	38
\$9,079	29
\$9,081	25
\$9,084	3
\$9,085	38
\$9,089	2
\$9,093	2
\$9,094	10
\$9,103	8
\$9,106	4
\$9,107	17
\$9,113	10
\$9,123	12
\$9,128	15
\$9,134	14
\$9,137	34
\$9,148	10
\$9,166	20
\$9,170	40
\$9,178	35

\$9,182	31
\$9,187	1
\$9,189	25
\$9,209	2
\$9,210	7
\$9,218	34
\$9,219	1
\$9,225	1
\$9,233	6
\$9,237	1
\$9,241	2
\$9,244	4
\$9,246	2
\$9,250	5
\$9,261	1
\$9,285	1
\$9,292	11
\$9,293	15
\$9,295	2
\$9,300	2
\$9,304	2
\$9,312	33
\$9,313	8
\$9,330	153
\$9,336	16
\$9,337	2
\$9,343	2
\$9,346	25
\$9,347	15
\$9,366	1
\$9,385	14
\$9,386	14
\$9,421	5
\$9,436	4

\$9,446	1
\$9,453	6
\$9,464	4
\$9,473	1
\$9,510	6
\$9,532	25
\$9,536	1
\$9,538	2
\$9,543	1
\$9,549	3
\$9,551	1
\$9,558	1
\$9,580	2
\$9,593	3
\$9,601	1
\$9,604	2
\$9,606	3
\$9,614	3
\$9,619	1
\$9,630	4
\$9,634	3
\$9,652	1
\$9,696	1
\$9,699	2
\$9,704	1
\$9,727	1
\$9,729	1
\$9,734	3
\$9,742	2
\$9,750	3
\$9,756	1
\$9,765	3
\$9,770	7
\$9,813	2

Appendix B

Award amount frequency for ESA students

\$9,892	1
\$9,902	1
\$9,938	1
\$9,951	3
\$9,966	1
\$9,971	3
\$9,998	1
\$10,003	1
\$10,059	2
\$10,067	2
\$10,082	3
\$10,090	4
\$10,096	1
\$10,103	2
\$10,168	1
\$10,192	1
\$10,259	1
\$10,270	1
\$10,347	1
\$10,371	1
\$10,400	1
\$10,622	3
\$10,627	1
\$10,645	1
\$10,721	1
\$11,083	1
\$11,611	2
\$11,661	1
\$11,808	1
\$13,002	107
\$13,007	24
\$13,027	1
\$13,040	13
\$13,050	12

\$13,052	20
\$13,059	17
\$13,073	1
\$13,088	1
\$13,093	2
\$13,128	1
\$13,142	19
\$13,161	4
\$13,169	1
\$13,196	11
\$13,209	7
\$13,227	14
\$13,238	9
\$13,256	1
\$13,274	15
\$13,585	1
\$13,721	1
\$13,842	1
\$14,404	1
\$14,447	1
\$15,178	5
\$15,235	1
\$15,238	1
\$15,255	7
\$15,262	1
\$15,263	1
\$15,324	1
\$15,349	1
\$15,410	1
\$15,503	2
\$15,603	4
\$15,610	4
\$15,649	1
\$15,662	1

\$15,665	5
\$15,680	5
\$15,687	1
\$15,691	1
\$15,717	1
\$15,727	2
\$15,742	2
\$15,751	2
\$15,854	1
\$15,878	1
\$15,921	1
\$15,937	1
\$15,960	1
\$15,973	1
\$17,870	38
\$17,878	4
\$17,924	2
\$17,939	4
\$17,942	5
\$17,949	91
\$17,951	8
\$17,957	15
\$17,972	2
\$17,986	1
\$18,001	2
\$18,004	7
\$18,007	1
\$18,018	7
\$18,022	10
\$18,031	20
\$18,052	2
\$18,072	2
\$18,073	1
\$18,081	1

Appendix B

Award amount frequency for ESA students

\$18,083	1
\$18,088	7
\$18,099	1
\$18,131	1
\$18,148	3
\$18,152	13
\$18,168	2
\$18,209	2
\$18,229	5
\$18,249	8
\$18,261	5
\$18,268	1
\$18,275	11
\$18,281	1
\$18,291	6
\$18,325	1
\$18,335	3
\$18,342	14
\$18,363	3
\$18,374	1
\$18,448	1
\$18,451	1
\$18,552	1
\$18,767	1
\$19,160	1
\$19,179	1
\$19,332	1
\$20,092	1
\$20,935	7
\$20,944	1
\$20,979	1
\$21,000	1
\$21,021	1
\$21,032	1

\$21,057	1
\$21,168	1
\$21,175	2
\$21,263	1
\$21,290	1
\$21,321	1
\$21,377	5
\$21,401	2
\$21,443	1
\$21,444	2
\$21,461	3
\$21,477	2
\$21,510	1
\$21,539	1
\$21,598	1
\$21,623	1
\$21,727	1
\$21,736	1
\$21,741	3
\$21,772	1
\$21,791	1
\$21,793	1
\$21,811	1
\$21,826	1
\$21,854	1
\$21,877	1
\$21,889	1
\$21,948	1
\$21,973	1
\$22,067	2
\$22,122	1
\$22,338	1
\$22,375	1
\$22,471	1

\$22,648	1
\$22,699	1
\$24,211	1
\$26,521	15
\$26,534	2
\$26,578	1
\$26,628	3
\$26,647	6
\$26,679	1
\$26,711	1
\$26,734	1
\$26,775	1
\$26,832	1
\$26,951	2
\$26,964	9
\$26,980	6
\$27,030	1
\$27,045	1
\$27,049	1
\$27,092	1
\$27,124	4
\$27,125	3
\$27,170	1
\$27,207	1
\$27,270	1
\$27,313	12
\$27,326	4
\$27,353	1
\$27,371	3
\$27,399	4
\$27,421	2
\$27,426	3
\$27,442	7
\$27,471	1

Appendix B

Award amount frequency for ESA students

\$27,474	1
\$27,522	3
\$27,577	1
\$27,580	1
\$27,598	2
\$27,620	2
\$27,630	1
\$27,738	1
\$27,751	3
\$27,781	2
\$27,822	1
\$27,927	4
\$27,983	1
\$28,020	3
\$28,070	17
\$28,083	1
\$28,159	2
\$28,182	2
\$28,188	2
\$28,224	8
\$28,269	3
\$28,287	2
\$28,295	11
\$28,314	4
\$28,338	1
\$28,343	1
\$28,359	1
\$28,366	2
\$28,390	1
\$28,398	2
\$28,400	2
\$28,414	1
\$28,430	1
\$28,443	2

\$28,512	10
\$28,525	2
\$28,526	1
\$28,557	3
\$28,565	1
\$28,594	1
\$28,603	2
\$28,626	3
\$28,627	1
\$28,632	1
\$28,648	1
\$28,667	6
\$28,683	3
\$28,715	2
\$28,733	1
\$28,738	1
\$28,744	1
\$28,755	1
\$28,757	2
\$28,758	2
\$28,782	1
\$28,784	2
\$28,787	2
\$28,808	1
\$28,819	1
\$28,838	1
\$28,848	1
\$28,861	4
\$28,868	3
\$28,889	1
\$28,941	1
\$28,976	1
\$28,982	2
\$29,003	1

\$29,008	2
\$29,016	2
\$29,030	1
\$29,051	1
\$29,060	1
\$29,067	2
\$29,077	1
\$29,087	3
\$29,107	2
\$29,137	1
\$29,144	2
\$29,166	1
\$29,179	2
\$29,198	2
\$29,208	5
\$29,209	2
\$29,224	1
\$29,235	1
\$29,281	1
\$29,311	2
\$29,320	1
\$29,321	1
\$29,329	1
\$29,344	1
\$29,355	2
\$29,358	1
\$29,400	1
\$29,401	3
\$29,433	1
\$29,435	1
\$29,484	2
\$29,513	1
\$29,542	1
\$29,556	1

Appendix B
Award amount frequency for ESA students

\$29,588	1
\$29,636	1
\$29,709	1
\$29,716	1
\$29,744	2
\$29,780	1
\$29,844	1
\$29,876	2
\$30,013	1
\$30,037	1
\$30,087	1
\$30,111	2
\$30,248	3
\$30,588	1
\$33,453	263
\$33,468	32
\$33,516	1
\$33,525	7
\$33,560	22
\$33,589	14
\$33,595	32
\$33,612	563
\$33,614	65
\$33,628	70
\$33,641	1
\$33,655	6
\$33,656	1
\$33,675	3
\$33,685	22
\$33,712	6
\$33,715	7
\$33,720	86
\$33,725	9
\$33,749	33

\$33,755	87
\$33,774	160
\$33,810	5
\$33,815	17
\$33,838	5
\$33,851	36
\$33,857	4
\$33,866	1
\$33,872	9
\$33,876	21
\$33,885	25
\$33,895	180
\$33,905	7
\$33,911	17
\$33,959	2
\$33,961	5
\$33,969	5
\$33,971	24
\$33,977	1
\$33,999	18
\$34,003	27
\$34,004	15
\$34,006	5
\$34,012	119
\$34,014	1
\$34,033	13
\$34,035	1
\$34,039	11
\$34,041	52
\$34,054	331
\$34,058	35
\$34,066	27
\$34,070	47
\$34,071	1

\$34,079	1
\$34,083	1
\$34,089	2
\$34,091	26
\$34,099	4
\$34,100	4
\$34,119	2
\$34,121	10
\$34,123	19
\$34,125	2
\$34,128	7
\$34,158	5
\$34,161	2
\$34,164	59
\$34,165	78
\$34,168	10
\$34,171	7
\$34,173	1
\$34,193	29
\$34,199	29
\$34,203	107
\$34,205	2
\$34,219	106
\$34,224	54
\$34,225	4
\$34,232	1
\$34,241	9
\$34,244	117
\$34,248	2
\$34,254	78
\$34,257	4
\$34,260	29
\$34,265	4
\$34,266	1

Appendix B

Award amount frequency for ESA students

\$34,269	1
\$34,277	3
\$34,285	54
\$34,286	3
\$34,293	1
\$34,299	21
\$34,302	2
\$34,318	11
\$34,322	4
\$34,331	17
\$34,333	1
\$34,353	9
\$34,354	25
\$34,364	1
\$34,366	2
\$34,382	17
\$34,384	9
\$34,385	3
\$34,387	103
\$34,389	30
\$34,398	1
\$34,404	246
\$34,408	47
\$34,418	8
\$34,420	45
\$34,425	1
\$34,428	7
\$34,430	1
\$34,432	1
\$34,443	1
\$34,447	7
\$34,450	8
\$34,453	15
\$34,456	3

\$34,457	1
\$34,460	54
\$34,468	3
\$34,478	16
\$34,491	19
\$34,495	1
\$34,507	1
\$34,508	11
\$34,511	6
\$34,513	73
\$34,514	1
\$34,515	19
\$34,527	1
\$34,530	1
\$34,532	1
\$34,542	38
\$34,544	1
\$34,549	74
\$34,559	1
\$34,560	1
\$34,563	3
\$34,568	170
\$34,570	1
\$34,574	5
\$34,582	1
\$34,585	5
\$34,602	1
\$34,607	7
\$34,610	17
\$34,615	38
\$34,616	5
\$34,618	9
\$34,636	6
\$34,649	39

\$34,652	11
\$34,653	50
\$34,654	1
\$34,658	1
\$34,662	3
\$34,667	5
\$34,668	15
\$34,671	26
\$34,677	23
\$34,682	1
\$34,691	1
\$34,692	2
\$34,695	1
\$34,703	8
\$34,705	34
\$34,711	1
\$34,718	2
\$34,719	4
\$34,721	1
\$34,730	1
\$34,737	28
\$34,745	3
\$34,746	17
\$34,763	1
\$34,768	24
\$34,775	1
\$34,787	11
\$34,797	18
\$34,800	2
\$34,803	24
\$34,807	2
\$34,810	98
\$34,819	2
\$34,825	3

Appendix B

Award amount frequency for ESA students

\$34,827	2
\$34,828	1
\$34,829	1
\$34,833	1
\$34,840	43
\$34,841	31
\$34,865	24
\$34,882	6
\$34,885	1
\$34,893	16
\$34,900	1
\$34,904	1
\$34,908	2
\$34,911	1
\$34,912	1
\$34,919	1
\$34,937	4
\$34,949	45
\$34,965	57
\$34,968	7
\$34,970	1
\$34,984	4
\$34,988	1
\$35,004	75
\$35,008	1
\$35,009	3
\$35,028	42
\$35,031	1
\$35,046	3
\$35,053	2
\$35,055	75
\$35,057	2
\$35,058	1
\$35,061	1

\$35,070	3
\$35,081	2
\$35,096	5
\$35,098	1
\$35,113	1
\$35,122	1
\$35,132	1
\$35,133	1
\$35,137	1
\$35,146	4
\$35,162	1
\$35,166	1
\$35,167	1
\$35,169	1
\$35,171	2
\$35,175	3
\$35,181	1
\$35,182	1
\$35,191	78
\$35,198	1
\$35,223	3
\$35,240	1
\$35,257	1
\$35,260	1
\$35,262	2
\$35,278	1
\$35,285	2
\$35,292	1
\$35,300	5
\$35,305	3
\$35,310	2
\$35,339	13
\$35,366	1
\$35,391	7

\$35,404	1
\$35,420	1
\$35,424	1
\$35,464	49
\$35,466	1
\$35,478	2
\$35,522	1
\$35,566	2
\$35,607	1
\$35,624	1
\$35,628	46
\$35,629	98
\$35,639	1
\$35,669	1
\$35,695	1
\$35,712	1
\$35,725	4
\$35,794	86
\$35,806	1
\$35,816	2
\$35,822	2
\$35,828	1
\$35,833	1
\$35,841	2
\$35,858	3
\$35,884	2
\$35,905	1
\$35,976	1
\$35,981	4
\$35,992	2
\$36,009	2
\$36,031	1
\$36,046	1
\$36,157	2

Appendix B

Award amount frequency for ESA students

\$36,193	2
\$36,210	10
\$36,292	1
\$36,324	1
\$36,355	3
\$36,442	3
\$36,476	1
\$36,509	1
\$36,743	1
\$36,913	1
\$36,925	3
\$36,989	1
\$37,021	1
\$37,104	3
\$37,149	1
\$37,321	1
\$37,345	1
\$37,367	4
\$37,373	1
\$37,427	1
\$37,453	1
\$37,520	2
\$37,578	2
\$37,717	2
\$37,781	2
\$37,858	1
\$37,877	1
\$37,898	1
\$38,234	1
\$38,378	2
\$38,435	3
\$38,585	1
\$39,719	1
\$42,118	11

\$42,138	3
\$42,255	3
\$42,291	2
\$42,299	2
\$42,323	4
\$42,560	11
\$42,580	2
\$42,625	1
\$42,694	1
\$42,699	2
\$42,743	1
\$42,754	1
\$42,768	2
\$42,819	1
\$42,867	1
\$42,910	9
\$42,930	3
\$42,931	3
\$42,972	2
\$43,020	1
\$43,048	2
\$43,073	2
\$43,085	1
\$43,093	1
\$43,100	3
\$43,117	2
\$43,153	1
\$43,170	1
\$43,260	1
\$43,269	1
\$43,273	1
\$43,370	1
\$43,383	1
\$43,407	3

\$43,423	4
\$43,492	1
\$43,598	1
\$43,602	1
\$43,619	3
\$43,623	1
\$43,668	3
\$43,733	1
\$43,904	7
\$44,458	7
\$44,666	2
Total	71,520

